













## LÍNGUA PORTUGUESA MÓDULO II

**QUESTÃO 1.** NUMERE A COLUNA DE ACORDO COM AS FIGURAS:

<p>1</p>   <p>2</p>	<p>BEXIGA</p> <p>BATATA</p> <p>BALEIA</p> <p>BURRO</p> <p>BALA</p> <p>BICICLETA</p> <p>BULE</p> <p>BALDE</p> <p>BANANA</p> <p>BOLA</p> <p>BORBOLETA</p>	 <table border="1" style="border-collapse: collapse; width: 100px; height: 150px;"> <tr><td style="text-align: center;">B</td></tr> <tr><td style="height: 20px;"> </td></tr> <tr><td style="height: 20px;"> </td></tr> <tr><td style="height: 20px;"> </td></tr> <tr><td style="height: 20px;"> </td></tr> <tr><td style="height: 20px;"> </td></tr> <tr><td style="height: 20px;"> </td></tr> <tr><td style="height: 20px;"> </td></tr> <tr><td style="height: 20px;"> </td></tr> <tr><td style="height: 20px;"> </td></tr> <tr><td style="height: 20px;"> </td></tr> </table>	B											<p>11</p>  <p>4</p>  <p>5</p>  <p>10</p>  <p>9</p> 
B														
<p>3</p>  <p>6</p>  <p>7</p> 	<p>8</p> 													

**QUESTÃO 2.** ARRUME AS PALAVRAS NA ORDEM CORRETA:

DA	CO	CA	
TÃO	JA	A	BO

---

PO	CO		
CA	CO	MA	

---


**QUESTÃO 3.** COMPLETE AS PALAVRAS COM AS VOGAIS QUE FALTAM:




V.....C.....



V.....L.....



B.....L.....



S.....L.....



.....V.....



B.....T.....



C.....P.....


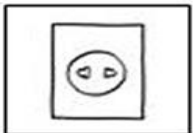
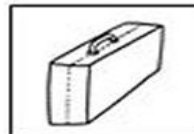
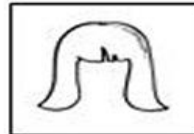



L.....V.....



D.....D.....

**QUESTÃO 4.** ESCREVA OS NOMES DAS FIGURAS, UMA SÍLABA EM CADA RETÂNGULO:



**QUESTÃO 5.** COMPLETE A CRUZADINHA:

A crossword puzzle grid with the following clues and illustrations:

- Top-left: Dog (arrow pointing right)
- Top-middle: Train (arrow pointing right)
- Top-right: Volleyball (arrow pointing down)
- Middle-left: Camel (arrow pointing right)
- Middle: Hot air balloon (arrow pointing down)
- Bottom-left: Ear (arrow pointing right)

The word **BONE** is written vertically in the grid, starting from the hot air balloon clue.

<https://www.soescola.com/2017/06/atividades-educativas-imprimir-alfabetizacao-pre-silabica.html>

**QUESTÃO 6.** COMPLETE OS NOMES DAS FIGURAS COM CONSOANTES E VOGAIS:

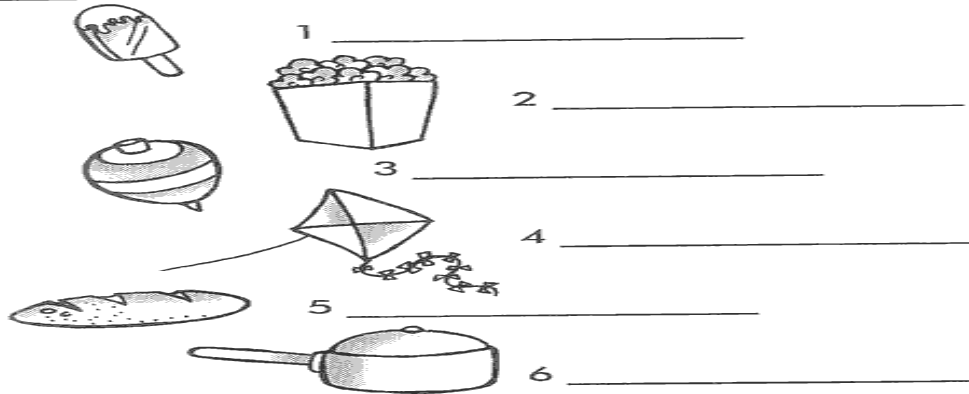
Complete the names of the figures with consonants and vowels:

- Shirt: C \_ \_ I \_ \_ A
- Ice cream cone: P \_ \_ A \_ \_ \_ O
- Rose: \_ O \_ \_
- House: \_ \_ S \_
- Flower pot: V \_ \_ \_



**QUESTÃO 7.** FORME PALAVRAS PROCURANDO OS NUMEROS IGUAIS

1	2	2	1	6	4	3
PI	PO	PI	CO	PA	PI	ÃO
5	1	3	6	2	6	4
PÃO	LÊ	PI	NE	CA	LA	PA



1 \_\_\_\_\_

2 \_\_\_\_\_

3 \_\_\_\_\_

4 \_\_\_\_\_

5 \_\_\_\_\_

6 \_\_\_\_\_


**QUESTÃO 8.** LIGUE OS DESENHOS QUE COMECEM COM A MESMA LETRA:




**CASA**




**GATO**



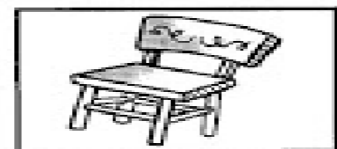
**BOLO**



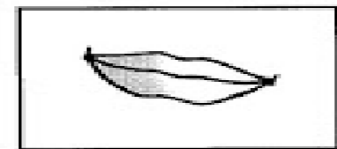
**ANEL**



**ABACAXI**



**CADEIRA**



**BOCA**



**GALO**

**QUESTÃO 9.** PROCURE NO CAÇA PALAVRAS O NOME DOS 6 ANIMAIS, EM SEGUIDA COPIE-OS ABAIXO:

MACACO - BORBOLETA - JACARÉ - CAVALO - RATO - TARTARUGA

M	I	N	H	O	C	A	S	Y	J
A	B	O	R	B	O	L	E	T	A
C	O	B	R	A	D	O	P	A	C
A	R	S	N	A	C	V	B	R	A
C	A	V	A	L	O	B	T	T	R
O	F	A	M	I	L	I	A	A	E
H	A	B	O	L	O	N	E	R	L
I	V	A	C	A	S	M	E	U	E
E	U	R	A	T	O	F	O	G	O
N	P	O	R	C	O	L	E	A	O

---



---



---

Disponível em: <<https://i1.wp.com/miriamveiga.com.br/wp-content/uploads/2016/06/Cruzadinha-Adi%C3%A7%C3%A3o-EJA.jpg?ssl=1>> Acesso em: 15 de abril de 2

**QUESTÃO 10.** PROCURE NO CAÇA PALAVRAS O NOME DE CADA DESENHO:

FADA      FIGO      FACA      FAXINA  
FEIJÃO      FITA  
FILA      FOCA      FERRO      FAMÍLIA

A	F	A	D	A	E	I	J	O	U	I
B	O	F	A	M	Í	L	I	A	Q	L
U	F	I	T	A	H	R	C	Z	H	R
C	A	B	E	F	E	I	J	Ã	O	I
Q	F	O	C	A	Q	W	E	R	T	N
X	E	D	A	F	A	X	I	N	A	F
I	O	B	A	N	F	I	L	A	X	I
Z	C	O	F	I	G	O	T	Q	H	O
U	F	E	R	R	O	F	A	C	A	R



**QUESTÃO 11.** FORME PALAVRAS DE ACORDO COM OS NUMEROS INDICADOS:

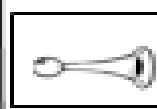
1 BA	2 BO	3 FU	4 DO	5 LA
6 CU	7 MA	8 PI	9 NE	10 TA
11 CE	12 PO	13 ÇA	14 VE	15 PE
16 FI	17 LA	18 TE	19 BA	20 CA

- 1 - 5 \_\_\_\_\_      2 - 9 - 20 \_\_\_\_\_  
 6 - 2 \_\_\_\_\_      3 - 7 - 13 \_\_\_\_\_  
 4 - 11 \_\_\_\_\_      9 - 12 - 20 \_\_\_\_\_  
 10-15-18 \_\_\_\_\_      16 - 14 - 17 \_\_\_\_\_

**QUESTÃO 12.** COMPLETE AS PALAVRAS COM AS LETRAS QUE FALTAM, EM SEGUIDA ENCONTRE-AS NO QUADRO ABAIXO:



□ E □ E □ O □ E



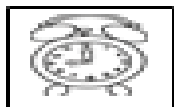
□ U □ I □ A



□ A □ O U □ A



□ O □ Ã □



□ E □ Ó □ I □



□ U □ A □ O

T	U	C	A	N	O	A	W	E	R	T	I
N	K	O	Y	T	E	B	U	Z	I	N	A
Z	X	F	O	G	Ã	O	A	D	F	G	H
K	A	B	C	D	X	Z	E	Ã	Í	Q	W
T	E	L	E	F	O	N	E	R	T	Y	P
Ã	É	Q	W	E	R	T	Y	U	O	P	Ç
L	J	X	Z	Y	N	B	V	C	X	S	E
A	R	E	L	Ó	G	I	O	L	O	I	Y
L	A	T	R	E	W	F	V	B	M	K	S
S	S	D	V	A	S	S	O	U	R	A	P





**QUESTÃO 13.** ENCONTRE NO CAÇA PREVENÇÃO AS PALAVRAS INDICADAS:

**CAÇA - PREVENÇÃO**












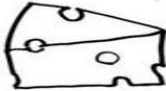


**CORONAVÍRUS**

Q	Y	U	S	A	B	Ã	O	I	P	C
E	M	Ç	X	M	W	Ç	P	V	Z	O
T	O	Á	O	R	N	E	B	Á	G	N
W	K	L	S	E	Y	U	T	G	S	T
R	F	C	L	C	N	I	J	U	D	A
S	H	O	T	O	A	R	K	A	J	T
D	C	O	Q	Z	D	R	Ç	L	C	O
F	B	L	M	G	K	V	A	N	A	X
G	L	Z	B	E	I	J	O	A	H	V

MÁSCARA - LENÇO - ÁLCOOL - ÁGUA  
SABÃO - CONTATO - BEIJO -

[www.misturadealegria.blogspot.com](http://www.misturadealegria.blogspot.com) ADILÉA

**QUESTÃO 14.** ESCREVA O NOME DAS FIGURAS ABAIXO

**QUESTÃO 15.** ENCONTRE AS PALAVRAS NO QUADRO ABAIXO:


BARRO  
SERROTE  
TORRE  
CORRIDA  
CARROÇA  
MORRO  
BORRACHA  
CACHORRO  
ARROZ  
MARRECO




REDONDA  
RODA  
RECEITA  
RISADA  
RANCHO  
RIQUEZA  
RATO  
RONCO  
RÁDIO  
RIO

G	R	E	D	O	N	D	A	N	R	A	M	Í	N	D	I	O	P	B	
M	I	J	O	M	C	G	C	V	O	P	A	N	S	I	N	O	A	O	
V	Q	S	H	Y	X	B	O	N	N	E	R	A	N	C	H	O	P	R	
N	U	E	C	Q	C	N	B	H	C	R	R	F	M	A	A	L	R	R	
S	E	R	R	O	T	E	A	P	O	J	E	A	R	V	T	G	I	A	
E	Z	E	A	A	M	B	R	L	Â	N	C	I	Â	N	O	D	S	C	
C	A	R	R	O	Ç	A	R	B	N	A	O	W	D	R	R	G	A	H	
L	D	B	O	P	U	M	O	M	L	R	B	D	I	E	R	R	D	A	
P	A	R	R	O	Z	U	O	L	S	A	O	U	O	J	E	A	A	R	
N	C	A	C	H	O	R	R	O	G	S	T	M	L	T	O	B	M	H	O
Ç	B	T	B	E	D	E	C	R	I	O	B	O	N	E	M	P	B	D	
V	R	E	C	E	I	T	A	F	T	J	A	R	D	I	W	O	D	A	
X	M	O	R	R	O	V	B	S	B	O	C	O	R	R	I	D	A	Y	

**QUESTÃO 16.** LIGUE A FIGURA AO NOME CORRESPONDENTE:



PATO  
CAMA  
VACA  
BOLA  
GATO  
MAÇÃ  
MOTO  
BALA  
BONECA  
NOVELO  
PIPA  
IOIÔ



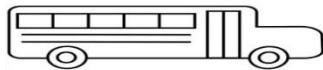





**QUESTÃO 17.** DESCUBRA AS PALAVRAS EMBRULHADAS NO CÍRCULO E ESCREVA NOS QUADROS:











**QUESTÃO 18.** JUNTE AS SÍLABAS E ESCREVA O NOME DOS DESENHOS:















**QUESTÃO 19.** CIRCULE NO ALFABETO AS LETRAS QUE FORMAM O SEU PRIMEIRO

NOME:



<https://escolaeducacao.com.br/>

**QUESTÃO 20.** FORME PALAVRAS USANDO SÍLABAS:

*BLU + SA = \_\_\_\_\_*

*BO + CA = \_\_\_\_\_*

*CO + LA = \_\_\_\_\_*

*LU + TA = \_\_\_\_\_*

*NOI + TE = \_\_\_\_\_*

*BLO + CO = \_\_\_\_\_*

*LI + VRE = \_\_\_\_\_*



## MATEMÁTICA MÓDULO II


**QUESTÃO 1.** COMPLETE A SEQUÊNCIA NUMÉRICA ABAIXO:

Complete a sequência numérica

1		3	4	5	6		8		10
11	12		14	15		17		19	20
21		23		25	26		28		30
31	32		34	35		37		39	40
41		43		45	46		48		50
51	52		54	55		57		59	60
61		63		65	66		68		70
71	72		74	75		77		79	80
81		83		85	86		88		90
91	92		94	95		97		99	100

Disponível em: <https://br.pinterest.com/pin/>

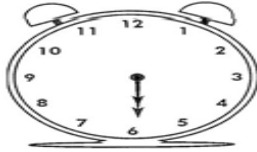
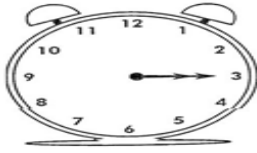

**QUESTÃO 2.** COMPLETE O PERCURSO EM ORDEM DECRESCENTE E AJUDE O MENINO A ENCONTRAR A BOLA.



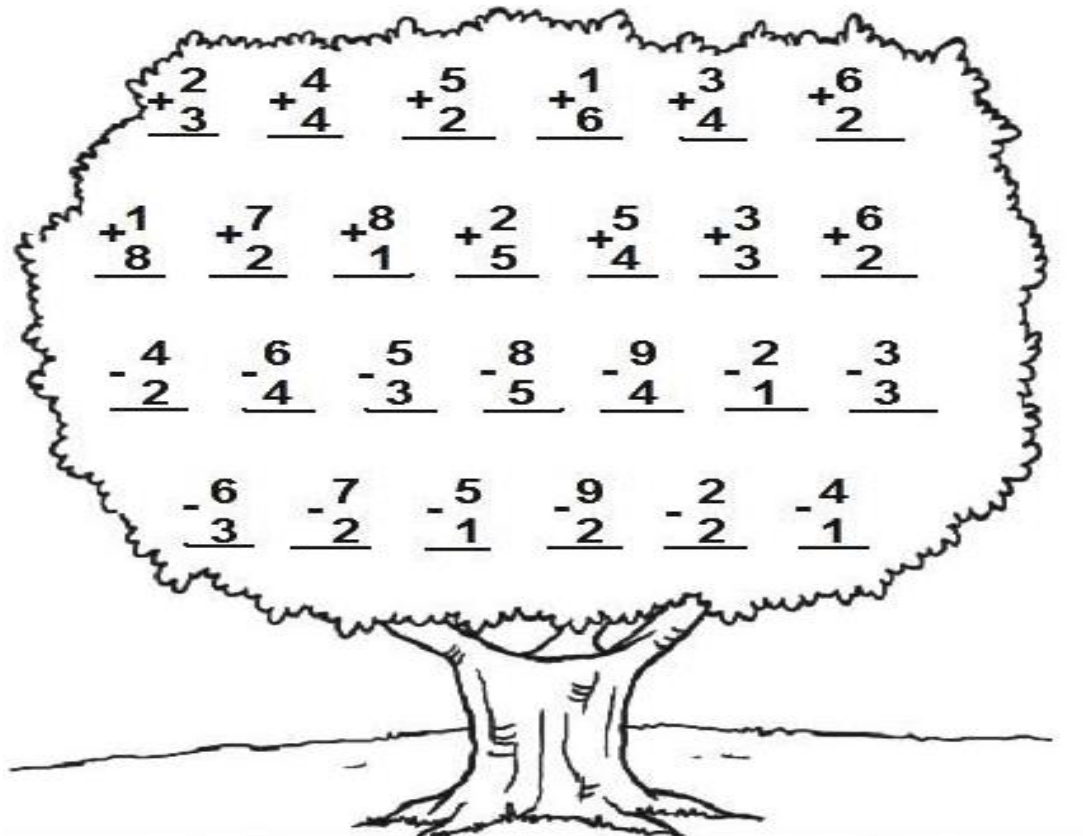
50 49   46 45   
 43  
 33 34  36  38   41   
  
 31   28  26 25  23 22  
  
 11  13 14  16 17  19   
  
 9  7   4 3



**QUESTÃO 3.** OBSERVE AS HORAS EM CADA RELOGIO E ESCREVA-A ABAIXO:




**QUESTÃO 4.** RESOLVA AS OPERAÇÕES:



$\begin{array}{r} +2 \\ +3 \\ \hline \end{array}$	$\begin{array}{r} +4 \\ +4 \\ \hline \end{array}$	$\begin{array}{r} +5 \\ +2 \\ \hline \end{array}$	$\begin{array}{r} +1 \\ +6 \\ \hline \end{array}$	$\begin{array}{r} +3 \\ +4 \\ \hline \end{array}$	$\begin{array}{r} +6 \\ +2 \\ \hline \end{array}$	
$\begin{array}{r} +1 \\ +8 \\ \hline \end{array}$	$\begin{array}{r} +7 \\ +2 \\ \hline \end{array}$	$\begin{array}{r} +8 \\ +1 \\ \hline \end{array}$	$\begin{array}{r} +2 \\ +5 \\ \hline \end{array}$	$\begin{array}{r} +5 \\ +4 \\ \hline \end{array}$	$\begin{array}{r} +3 \\ +3 \\ \hline \end{array}$	$\begin{array}{r} +6 \\ +2 \\ \hline \end{array}$
$\begin{array}{r} -4 \\ -2 \\ \hline \end{array}$	$\begin{array}{r} -6 \\ -4 \\ \hline \end{array}$	$\begin{array}{r} -5 \\ -3 \\ \hline \end{array}$	$\begin{array}{r} -8 \\ -5 \\ \hline \end{array}$	$\begin{array}{r} -9 \\ -4 \\ \hline \end{array}$	$\begin{array}{r} -2 \\ -1 \\ \hline \end{array}$	$\begin{array}{r} -3 \\ -3 \\ \hline \end{array}$
$\begin{array}{r} -6 \\ -3 \\ \hline \end{array}$	$\begin{array}{r} -7 \\ -2 \\ \hline \end{array}$	$\begin{array}{r} -5 \\ -1 \\ \hline \end{array}$	$\begin{array}{r} -9 \\ -2 \\ \hline \end{array}$	$\begin{array}{r} -2 \\ -2 \\ \hline \end{array}$	$\begin{array}{r} -4 \\ -1 \\ \hline \end{array}$	



**QUESTÃO 5.** SIGA A SEQUÊNCIA NUMÉRICA E FORME UMA FIGURA:



Disponível em: <https://br.pinterest.com/pin/>

**QUESTÃO 6.** ENCONTRE 7 ERROS NAS FIGURAS ABAIXO





**QUESTÃO 7.** OBSERVE AS PEÇAS DO MATERIAL DOURADO E ESCRAVA A QUANTIDADE QUE ELAS REPRESENTAM:

<table border="1" style="width: 100%; border-collapse: collapse;"> <tr> <th style="width: 50%;">DEZENAS</th> <th style="width: 50%;">UNIDADES</th> </tr> <tr> <td style="text-align: center;"></td> <td style="text-align: center;"></td> </tr> <tr> <td style="text-align: center;">□</td> <td style="text-align: center;">□</td> </tr> <tr> <td colspan="2" style="text-align: center;">□ + □ = □ □</td> </tr> </table>	DEZENAS	UNIDADES			□	□	□ + □ = □ □		<table border="1" style="width: 100%; border-collapse: collapse;"> <tr> <th style="width: 50%;">DEZENAS</th> <th style="width: 50%;">UNIDADES</th> </tr> <tr> <td style="text-align: center;"></td> <td style="text-align: center;"></td> </tr> <tr> <td style="text-align: center;">□</td> <td style="text-align: center;">□</td> </tr> <tr> <td colspan="2" style="text-align: center;">□ + □ = □ □</td> </tr> </table>	DEZENAS	UNIDADES			□	□	□ + □ = □ □	
DEZENAS	UNIDADES																
□	□																
□ + □ = □ □																	
DEZENAS	UNIDADES																
□	□																
□ + □ = □ □																	
<table border="1" style="width: 100%; border-collapse: collapse;"> <tr> <th style="width: 50%;">DEZENAS</th> <th style="width: 50%;">UNIDADES</th> </tr> <tr> <td style="text-align: center;"></td> <td style="text-align: center;"></td> </tr> <tr> <td style="text-align: center;">□</td> <td style="text-align: center;">□</td> </tr> <tr> <td colspan="2" style="text-align: center;">□ + □ = □ □</td> </tr> </table>	DEZENAS	UNIDADES			□	□	□ + □ = □ □		<table border="1" style="width: 100%; border-collapse: collapse;"> <tr> <th style="width: 50%;">DEZENAS</th> <th style="width: 50%;">UNIDADES</th> </tr> <tr> <td style="text-align: center;"></td> <td style="text-align: center;"></td> </tr> <tr> <td style="text-align: center;">□</td> <td style="text-align: center;">□</td> </tr> <tr> <td colspan="2" style="text-align: center;">□ + □ = □ □</td> </tr> </table>	DEZENAS	UNIDADES			□	□	□ + □ = □ □	
DEZENAS	UNIDADES																
□	□																
□ + □ = □ □																	
DEZENAS	UNIDADES																
□	□																
□ + □ = □ □																	
<table border="1" style="width: 100%; border-collapse: collapse;"> <tr> <th style="width: 50%;">DEZENAS</th> <th style="width: 50%;">UNIDADES</th> </tr> <tr> <td style="text-align: center;"></td> <td style="text-align: center;"></td> </tr> <tr> <td style="text-align: center;">□</td> <td style="text-align: center;">□</td> </tr> <tr> <td colspan="2" style="text-align: center;">□ + □ = □ □</td> </tr> </table>	DEZENAS	UNIDADES			□	□	□ + □ = □ □		<table border="1" style="width: 100%; border-collapse: collapse;"> <tr> <th style="width: 50%;">DEZENAS</th> <th style="width: 50%;">UNIDADES</th> </tr> <tr> <td style="text-align: center;"></td> <td style="text-align: center;"></td> </tr> <tr> <td style="text-align: center;">□</td> <td style="text-align: center;">□</td> </tr> <tr> <td colspan="2" style="text-align: center;">□ + □ = □ □</td> </tr> </table>	DEZENAS	UNIDADES			□	□	□ + □ = □ □	
DEZENAS	UNIDADES																
□	□																
□ + □ = □ □																	
DEZENAS	UNIDADES																
□	□																
□ + □ = □ □																	

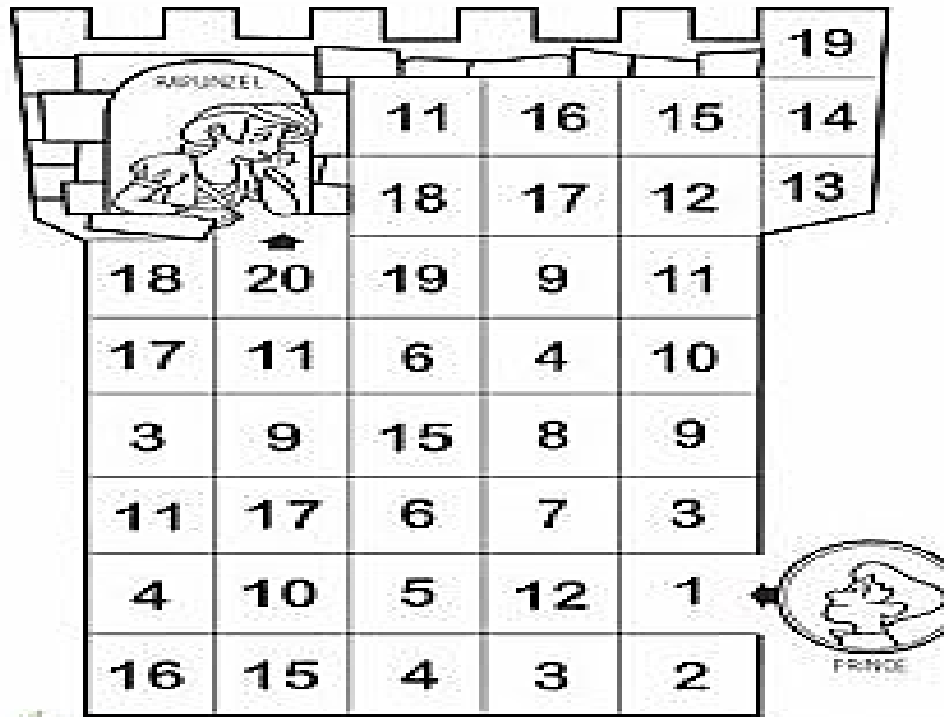
Disponível em: <https://br.pinterest.com/pin/>

**QUESTÃO 8.** FAÇA UM X NO NÚMERO CORRESPONDENTE A REPRESENTAÇÃO DO MATERIAL DOURADO:

<p style="text-align: center;"> <span style="border: 1px solid black; border-radius: 50%; padding: 2px 10px;">13</span> <span style="border: 1px solid black; border-radius: 50%; padding: 2px 10px;">23</span> <span style="border: 1px solid black; border-radius: 50%; padding: 2px 10px;">18</span> </p>	<p style="text-align: center;"> <span style="border: 1px solid black; border-radius: 50%; padding: 2px 10px;">18</span> <span style="border: 1px solid black; border-radius: 50%; padding: 2px 10px;">19</span> <span style="border: 1px solid black; border-radius: 50%; padding: 2px 10px;">20</span> </p>	<p style="text-align: center;"> <span style="border: 1px solid black; border-radius: 50%; padding: 2px 10px;">18</span> <span style="border: 1px solid black; border-radius: 50%; padding: 2px 10px;">17</span> <span style="border: 1px solid black; border-radius: 50%; padding: 2px 10px;">13</span> </p>
<p style="text-align: center;"> <span style="border: 1px solid black; border-radius: 50%; padding: 2px 10px;">13</span> <span style="border: 1px solid black; border-radius: 50%; padding: 2px 10px;">18</span> <span style="border: 1px solid black; border-radius: 50%; padding: 2px 10px;">28</span> </p>	<p style="text-align: center;"> <span style="border: 1px solid black; border-radius: 50%; padding: 2px 10px;">25</span> <span style="border: 1px solid black; border-radius: 50%; padding: 2px 10px;">26</span> <span style="border: 1px solid black; border-radius: 50%; padding: 2px 10px;">23</span> </p>	<p style="text-align: center;"> <span style="border: 1px solid black; border-radius: 50%; padding: 2px 10px;">26</span> <span style="border: 1px solid black; border-radius: 50%; padding: 2px 10px;">29</span> <span style="border: 1px solid black; border-radius: 50%; padding: 2px 10px;">16</span> </p>
<p style="text-align: center;"> <span style="border: 1px solid black; border-radius: 50%; padding: 2px 10px;">17</span> <span style="border: 1px solid black; border-radius: 50%; padding: 2px 10px;">18</span> <span style="border: 1px solid black; border-radius: 50%; padding: 2px 10px;">19</span> </p>	<p style="text-align: center;"> <span style="border: 1px solid black; border-radius: 50%; padding: 2px 10px;">13</span> <span style="border: 1px solid black; border-radius: 50%; padding: 2px 10px;">23</span> <span style="border: 1px solid black; border-radius: 50%; padding: 2px 10px;">31</span> </p>	<p style="text-align: center;"> <span style="border: 1px solid black; border-radius: 50%; padding: 2px 10px;">13</span> <span style="border: 1px solid black; border-radius: 50%; padding: 2px 10px;">15</span> <span style="border: 1px solid black; border-radius: 50%; padding: 2px 10px;">16</span> </p>

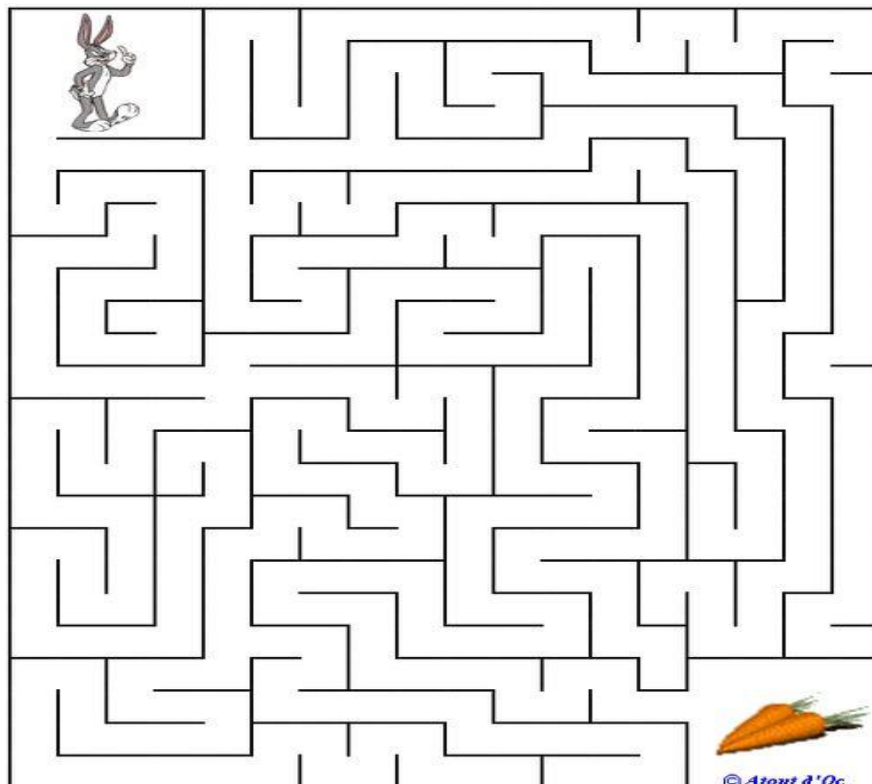


**QUESTÃO 9.** AJUDE O PRÍNCIPE A SALVAR RAPUNZEL, SEGUINDO A SEQUENCIA DE 1 A 20



Disponível em [https://br.pinterest.com/pin/841047299142592115/?nic\\_v1=](https://br.pinterest.com/pin/841047299142592115/?nic_v1=)

**QUESTÃO 10.** AJUDE O COELHO A PEGAR AS CENOURAS:



Disponível em : [https://br.pinterest.com/pin/193091902762118160/?nic\\_v1=1aog](https://br.pinterest.com/pin/193091902762118160/?nic_v1=1aog)



**QUESTÃO 11.** RESOLVA AS ADIÇÕES DE ACORDO COM AS PEÇAS DO DOMINÓ:

$\text{---} + \text{---}$	$\text{---} + \text{---}$	$\text{---} + \text{---}$
$= \text{---}$	$= \text{---}$	$= \text{---}$
$\text{---} + \text{---}$	$\text{---} + \text{---}$	$\text{---} + \text{---}$
$= \text{---}$	$= \text{---}$	$= \text{---}$
$\text{---} + \text{---}$	$\text{---} + \text{---}$	$\text{---} + \text{---}$
$= \text{---}$	$= \text{---}$	$= \text{---}$
$\text{---} + \text{---}$	$\text{---} + \text{---}$	$\text{---} + \text{---}$
$= \text{---}$	$= \text{---}$	$= \text{---}$

Disponível em: [https://br.pinterest.com/pin/193091902762118160/?nic\\_v1=1aog](https://br.pinterest.com/pin/193091902762118160/?nic_v1=1aog)

**QUESTÃO 12.** DESCUBRA NO QUADRO NUMÉRICO O NUMERAL QUE ESTARIA NO LUGAR DA FIGURA:

<b>1</b>	<b>2</b>	<b>3</b>		<b>5</b>	<b>6</b>	<b>7</b>	
<b>9</b>	<b>10</b>	<b>11</b>	<b>12</b>		<b>14</b>	<b>15</b>	<b>16</b>
	<b>18</b>	<b>19</b>		<b>21</b>	<b>22</b>	<b>23</b>	
<b>25</b>		<b>27</b>	<b>28</b>	<b>29</b>		<b>31</b>	<b>32</b>
<b>33</b>	<b>34</b>		<b>36</b>	<b>37</b>	<b>38</b>		<b>40</b>

	<input type="text"/>		<input type="text"/>		<input type="text"/>
	<input type="text"/>		<input type="text"/>		<input type="text"/>
	<input type="text"/>		<input type="text"/>		<input type="text"/>
	<input type="text"/>		<input type="text"/>		<input type="text"/>





**QUESTÃO 13.** COMPLETE COM OS ANTECESSORES E OS SUCESSORES DOS NUMEROS:

	5			9	
	12			17	
	23			28	
	31			35	
	46			49	

[https://br.pinterest.com/pin/624241198334073491/?nic\\_v1=1awHXYIJu3rP5c6OVLK3GMsiXrMGa%2FxdOGiFi8gvzB7F](https://br.pinterest.com/pin/624241198334073491/?nic_v1=1awHXYIJu3rP5c6OVLK3GMsiXrMGa%2FxdOGiFi8gvzB7F)

**QUESTÃO 14.** LIGUE O NUMERAL A SUA ESCRITA CORRETA:

12.	<b>DEZ</b>	. 18
13.	<b>ONZE</b>	. 16
10.	<b>DOZE</b>	. 15
14.	<b>TREZE</b>	. 19
11.	<b>QUATORZE</b>	. 17
	<b>QUINZE</b>	
	<b>DEZESSEIS</b>	
	<b>DEZESSETE</b>	
	<b>DEZOITO</b>	
	<b>DEZENOVE</b>	

[https://br.pinterest.com/pin/592293788464548906/?nic\\_v1=1arpZ6l9Xqcf1QGzdcppIF5vo](https://br.pinterest.com/pin/592293788464548906/?nic_v1=1arpZ6l9Xqcf1QGzdcppIF5vo)



**QUESTÃO 17.** RESOLVA AS ADIÇÕES:

$$\begin{array}{r} 13 \\ + 41 \\ \hline \end{array}$$

$$\begin{array}{r} 05 \\ + 21 \\ \hline \end{array}$$

$$\begin{array}{r} 66 \\ + 21 \\ \hline \end{array}$$



$$\begin{array}{r} 22 \\ + 36 \\ \hline \end{array}$$

$$\begin{array}{r} 24 \\ + 43 \\ \hline \end{array}$$

$$\begin{array}{r} 36 \\ + 13 \\ \hline \end{array}$$

$$\begin{array}{r} 27 \\ + 12 \\ \hline \end{array}$$

$$\begin{array}{r} 31 \\ + 22 \\ \hline \end{array}$$

$$\begin{array}{r} 46 \\ + 13 \\ \hline \end{array}$$

$$\begin{array}{r} 29 \\ + 30 \\ \hline \end{array}$$

$$\begin{array}{r} 10 \\ + 18 \\ \hline \end{array}$$

$$\begin{array}{r} 72 \\ + 12 \\ \hline \end{array}$$

$$\begin{array}{r} 44 \\ + 45 \\ \hline \end{array}$$

$$\begin{array}{r} 16 \\ + 33 \\ \hline \end{array}$$

$$\begin{array}{r} 25 \\ + 14 \\ \hline \end{array}$$

$$\begin{array}{r} 37 \\ + 22 \\ \hline \end{array}$$

$$\begin{array}{r} 55 \\ + 34 \\ \hline \end{array}$$

$$\begin{array}{r} 61 \\ + 23 \\ \hline \end{array}$$

[https://br.pinterest.com/pin/828943875140373612/?nic\\_v1=1aYZB80hY8WrM9YCAoE4TSz8%2F8mJiEVQJBQebM7fxDSzXgAd1b](https://br.pinterest.com/pin/828943875140373612/?nic_v1=1aYZB80hY8WrM9YCAoE4TSz8%2F8mJiEVQJBQebM7fxDSzXgAd1b)

**QUESTÃO 18.** OBSERVE OS PREÇOS ABAIXO:



**R\$5,00**



**R\$15,00**



**R\$40,00**

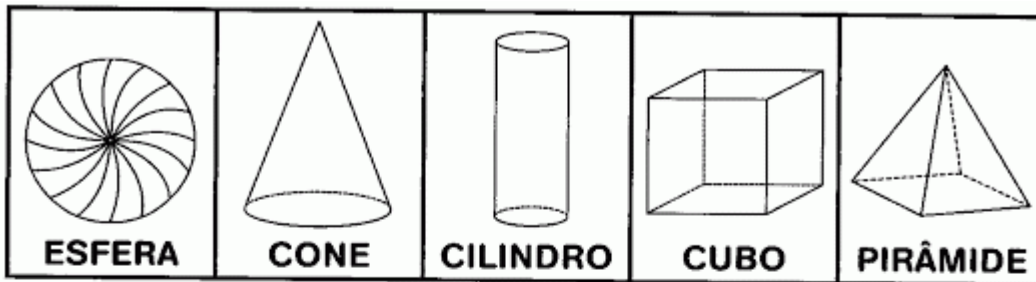
- A) QUAL DELES É O MAIS CARO? \_\_\_\_\_
- B) QUAL DELES É O MAIS BARATO? \_\_\_\_\_
- C) QUANTO CUSTA 1 BLUSA MAIS 1 CALÇA= \_\_\_\_\_
- D) QUANTO CUSTA 1 BLUSA MAIS 1 CUECA= \_\_\_\_\_
- E) QUANTO CUSTA 1 CUECA MAIS 1 CALÇA= \_\_\_\_\_



**QUESTÃO 19.** ORDENE OS NUMERAIS ABAIXO DO MENOR PARA O MAIOR.

45 – 29 – 12 – 6 – 67 – 8 – 77 -

**QUESTÃO 20.** PROCURE NO CAÇA-PALAVRAS OS NOMES DOS SÓLIDOS GEOMÉTRICOS:



V	I	E	S	F	E	R	A	T
R	T	U	A	M	X	S	P	I
C	O	N	E	N	A	T	V	Z
B	D	J	O	P	E	L	S	F
C	I	L	I	N	D	R	O	R
X	A	M	R	E	U	V	N	P
S	F	U	Z	W	C	U	B	O
T	P	O	U	Y	A	I	F	T
P	I	R	Â	M	I	D	E	N
U	Z	B	T	N	O	I	S	V